


MC 0,5/ 5-G-2,5

Order No.: 1881477

The figure shows a 10-position version of the product

<http://eshop.phoenixcontact.de/phoenix/treeViewClick.do?UID=1881477>

Header, nominal current: 4 A, rated voltage: 80 V, pitch: 2.5 mm, no. of positions: 5, mounting: Soldering

Commercial data	
EAN	4017918156718
Pack	50 Pcs.
Customs tariff	85366990
Weight/Piece	0.001394 KG
Catalog page information	Page 124 (CC-2007)

Product notesWEEE/RoHS-compliant since:
01/01/2003

<http://www.download.phoenixcontact.com>
Please note that the data given here has been taken from the online catalog. For comprehensive information and data, please refer to the user documentation. The General Terms and Conditions of Use apply to Internet downloads.

Technical data**Dimensions / positions**

Pitch	2.5 mm
Dimension a	10 mm
Number of positions	5
Pin dimensions	0,8 x 0,8 mm
Hole diameter	1.2 mm

Technical data

Insulating material group	I
Rated surge voltage (III/3)	1.5 kV
Rated surge voltage (III/2)	2.5 kV
Rated surge voltage (II/2)	2.5 kV
Rated voltage (III/2)	160 V
Rated voltage (II/2)	320 V
Connection in acc. with standard	EN-VDE
Nominal current I_N	4 A
Nominal voltage U_N	80 V
Maximum load current	4 A
Insulating material	PA
Inflammability class acc. to UL 94	V0

Certificates / Approvals



CUL

Nominal voltage U_N	125 V
Nominal current I_N	4 A

UL

Nominal voltage U_N	125 V
Nominal current I_N	4 A
Certification	CB, CUL, GOST, UL, VDE-PZI

Accessories

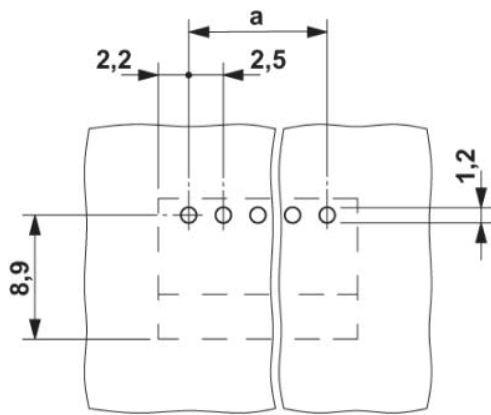
Item	Designation	Description
Marking		
0804853	SK 2,54/2,8:FORTL.ZAHLEN	Marker card, printed horizontally, self-adhesive, 10-section marker strip, 14 identical decades marked 1-10, 11-20 etc. up to 91-100, sufficient for 140 terminal blocks
Plug/Adapter		
1881435	CP-MC 0,5	Coding profile, is inserted into the groove in the header, red insulating material

Additional products

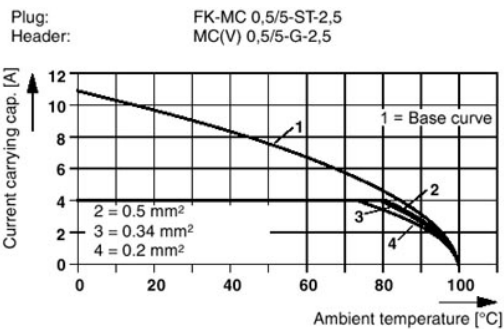
Item	Designation	Description
General		
1881354	FK-MC 0,5/ 5-ST-2,5	Plug, nominal current: 4 A, rated voltage: 100 V, pitch: 2.5 mm, number of positions: 5, connection method: Spring-cage connection

Drawings

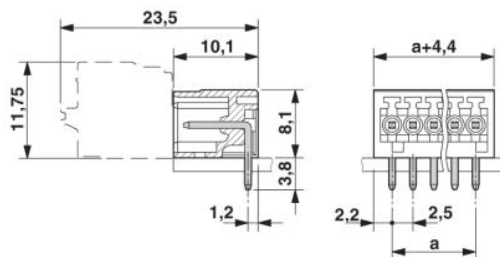
Drilling diagram



Diagram



Dimensioned drawing



Address

PHOENIX CONTACT Inc., USA
586 Fulling Mill Road
Middletown, PA 17057, USA
Phone (800) 888-7388
Fax (717) 944-1625
<http://www.phoenixcon.com>



© 2008 Phoenix Contact
Technical modifications reserved;